


Ten Things to Do With a Sock

1. Sock Bunny

Fill a long sock three-quarters full of scrap pieces of fabric, wadding or cotton wool. Place a rubber band or tie some string around the sock to keep the stuffing in place. Using another band, section off about two thirds of the lower part of the stuffed sock. Now you have a body and a head. Cut the top part of the sock, above the head, into two strips to form the ears and draw a face with pen.



2. The Sock Game

Fill two long socks with a mixture of 10-20 small objects such as marbles, coins, small plastic building bricks, keys, etc. You need to have the same set of objects in both socks. Give a sock to each player. Another person calls out an object to find – the first player to find the object wins that round. Continue until all the objects are used.


3. Dog Sock Puppet

Decorate a long sock with pieces of fabric, pom-poms, wool, buttons or any craft items that you have at home to make your sock look as much like a dog as possible. Put your hand inside your dog sock puppet to bring it alive! What other animals could you make?




4. Monster Sock Puppet

Why not make a scary monster sock puppet? Add sharp teeth, googly eyes, spikes and a forked tongue. Your puppet will be fantastic for role-play games or puppet shows.




5. Sock Draught Excluder

Cut off the heels and toes of some long socks to leave just the leg parts, making several tube shapes. Sew all of the tubes together. Fill with scraps of fabric or polystyrene beans and sew up the ends. At one end, add some buttons for eyes and a piece of shaped felt for a tongue.



6. Sock Hobby Horse

Fill a long, colourful sock firmly with scraps of fabric or wadding. Sew on some buttons for eyes, some fabric ears and some wool for a mane. If you have some ribbon, you can make a bridle. Sew up the end of the sock, leaving a small hole for a broom handle.



7. Sock Skittles

Roll some socks up into a ball. Line up some toilet roll tubes or empty plastic bottles and have a fun game of skittles!

8. Sock Matching Game

Hide some socks around the house for children to find and pair up. The child with the most pairs is the winner. An ideal way to get children helping to sort out the laundry!

9. Sock Octopus

Stuff a small sock with another sock or some wadding. Cut up some strips of ribbon, shoelaces or wool and attach these all around the sock with glue or a needle and thread to form the tentacles. Add some googly eyes and also a piece of ribbon to hang up your octopus. Why not make a whole sea-themed display?



10. Sock Stress Ball

Fill an old ankle sock half full with rice, lentils or sand. Wrap an elastic band very tightly around the sock to secure your filling. Keep your sock stress ball away from pets as the filling might not be good for them.